



# ED302S~ED306S

## SUPERFAST RECOVERY RECTIFIERS

**VOLTAGE** 200 to 600 Volts **CURRENT** 3.0 Amperes

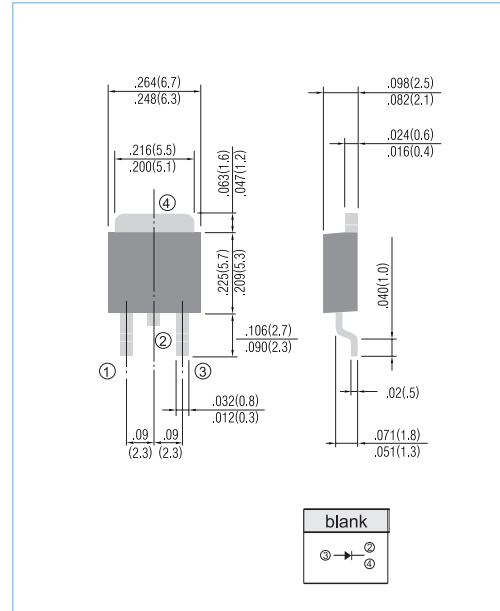
TO-252 Unit: inch ( mm )

### FEATURES

- Superfast recovery times-epitaxial construction.
- Low forward voltage, high current capability.
- Exceeds environmental standards of MIL-S-19500/228.
- Hermetically sealed.
- Low leakage.
- High surge capability.
- Plastic package has Underwriters Laboratories Flammability Classification 94V-O utilizing Flame Retardant Epoxy Molding Compound.
- In compliance with EU RoHS 2002/95/EC directives

### MECHANICAL DATA

- Case: Molded plastic, TO-252 / DPAK
- Terminals: Axial leads, solderable to MIL-STD-750, Method 2026
- Polarity: As marking
- Weight: 0.0104 ounces, 0.297 grams.



### MAXIMUM RATINGS AND ELECTRICAL CHARACTERISTICS

Ratings at 25°C ambient temperature unless otherwise specified.  
Resistive or inductive load, 60Hz.

PARAMETER	SYMBOL	ED302S	ED303S	ED304S	ED306S	UNITS
Maximum Recurrent Peak Reverse Voltage	$V_{RRM}$	200	300	400	600	V
Maximum RMS Voltage	$V_{RMS}$	140	210	280	420	V
Maximum DC Blocking Voltage	$V_{DC}$	200	300	400	600	V
Maximum Average Forward Current at $T_A = 75^\circ\text{C}$	$I_{F(AV)}$	3.0				A
Peak Forward Surge Current :8.3ms single half sine-wave superimposed on rated load(JEDEC method)	$I_{FSM}$	75				A
Maximum Forward Voltage at 3.0A DC	$V_F$	0.95	1.25		1.70	V
Maximum DC Reverse Current at $T_J = 25^\circ\text{C}$ Rated DC Blocking Voltage $T_J = 125^\circ\text{C}$	$I_R$	1.0 300				$\mu\text{A}$
Maximum Reverse Recovery Time	$t_{rr}$	35				nS
Typical Junction capacitance	$C_J$	45				pF
Typical Thermal Resistance	$R_{\theta JA}$	25				$^\circ\text{C} / \text{W}$
Operating Junction and Storage Temperature Range	$T_J, T_{STG}$	-55 to +150				$^\circ\text{C}$

NOTES:

1. Thermal Resistance Junction to Ambient .



# ED302S~ED306S

## RATING AND CHARACTERISTIC CURVES

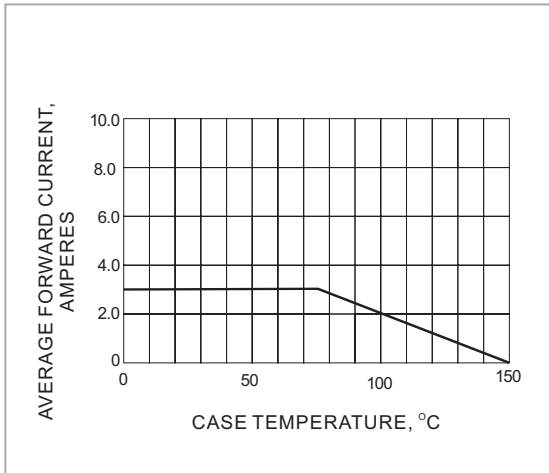


Fig. 1-FORWARD CURRENT DERATING CURVE

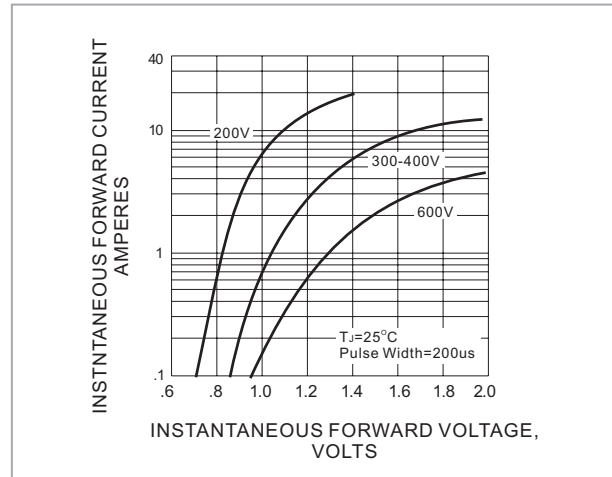


Fig. 2-TYPICAL INSTANTANEOUS FORWARD CHARACTERISTIC

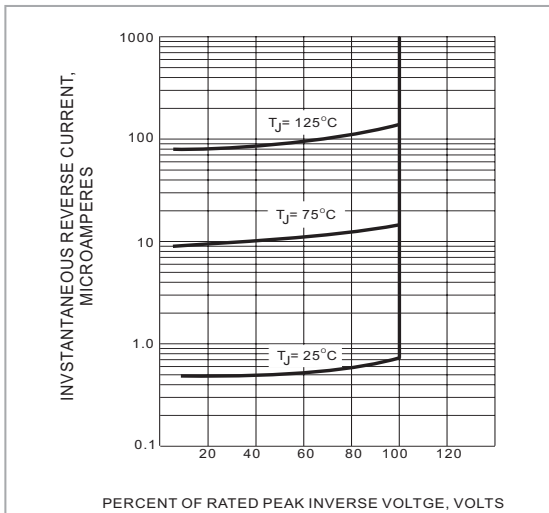


Fig. 3-TYPICAL REVERSE CHARACTERISTICS

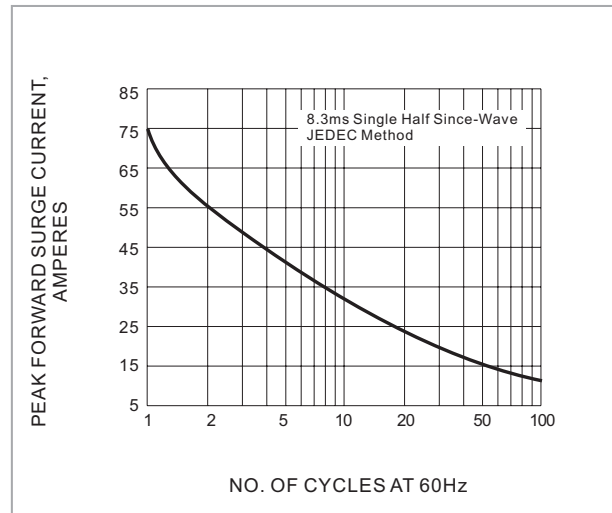


Fig. 4-MAXIMUM NON-REPETITIVE SURGE CURRENT

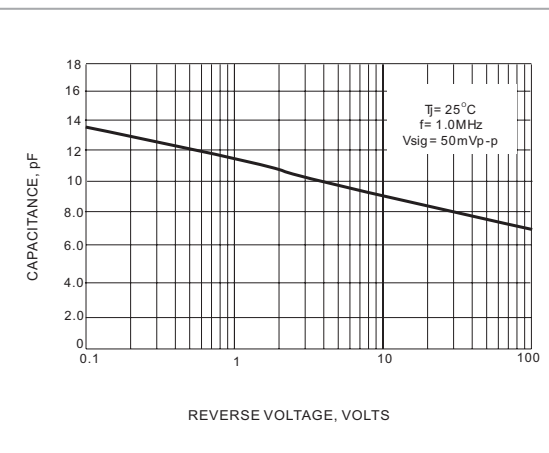
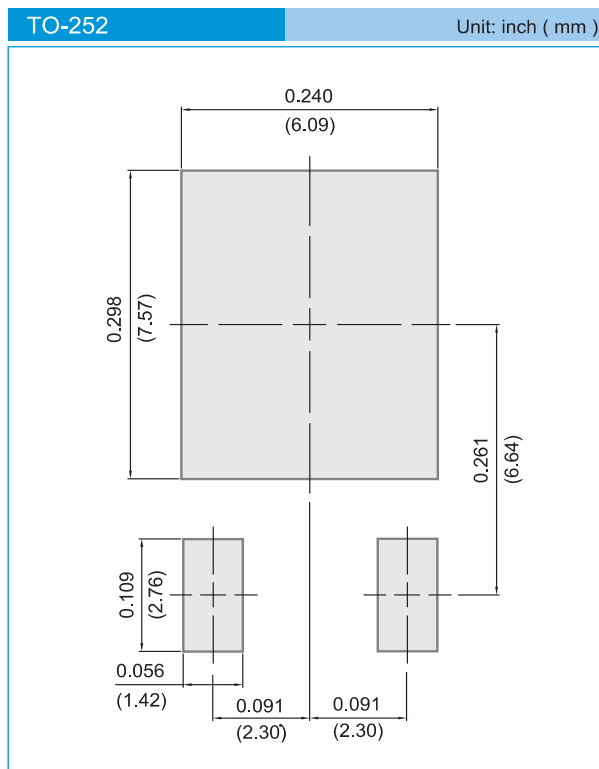


Fig. 5-TYPICAL JUNCTION CAPACITANCE



# ED302S~ED306S

## MOUNTING PAD LAYOUT



## ORDER INFORMATION

- Packing information  
T/R - 3K per 13" plastic Reel

## LEGAL STATEMENT

### Copyright PanJit International, Inc 2009

The information presented in this document is believed to be accurate and reliable. The specifications and information herein are subject to change without notice. Pan Jit makes no warranty, representation or guarantee regarding the suitability of its products for any particular purpose. Pan Jit products are not authorized for use in life support devices or systems. Pan Jit does not convey any license under its patent rights or rights of others.